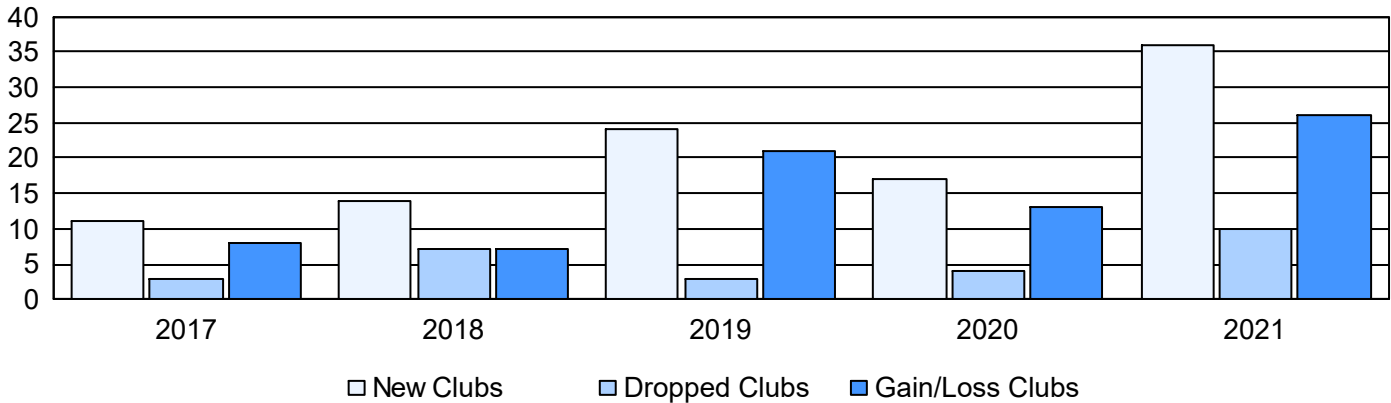


# Multiple District D

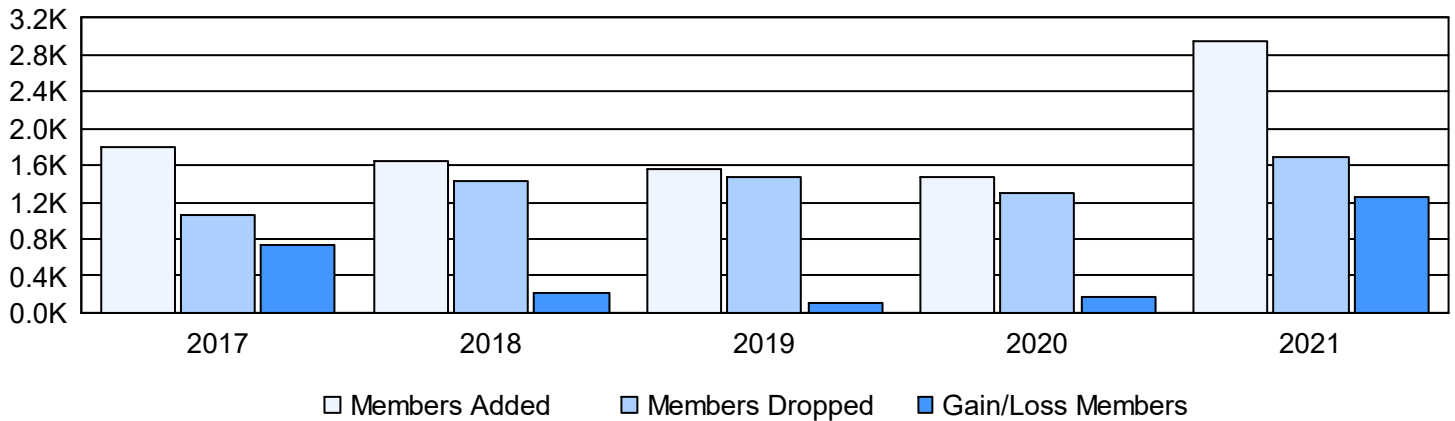
As of June 2021 Cumulative

Year	New Clubs	Dropped Clubs	Gain/Loss Clubs	New Members	Charter Members	Reinstate Members	Transfer Members	Total Member Added	Total Members Dropped	Gain/Loss Members
2016-2017	11	3	8	1,327	372	62	32	1,793	1,059	734
2017-2018	14	7	7	1,186	383	37	41	1,647	1,439	208
2018-2019	24	3	21	837	639	63	31	1,570	1,467	103
2019-2020	17	4	13	797	585	66	19	1,467	1,302	165
2020-2021	36	10	26	1,657	1,150	93	44	2,944	1,680	1,264
<b>Average</b>	<b>20</b>	<b>5</b>	<b>15</b>	<b>1,161</b>	<b>626</b>	<b>64</b>	<b>33</b>	<b>1,884</b>	<b>1,389</b>	<b>495</b>

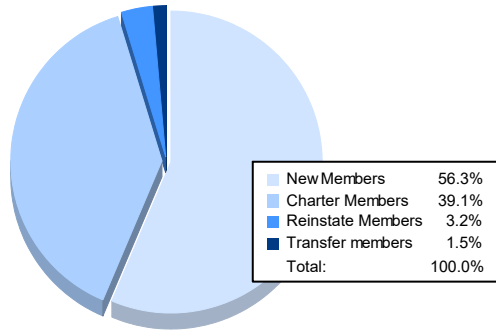
## Clubs



## Members



### Membership Composition June 2021 Cumulative



### Gender Composition June 2021 Cumulative

